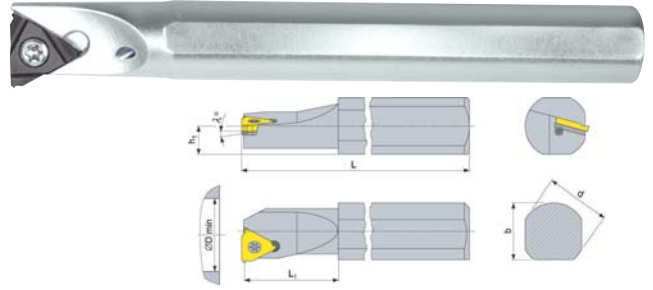
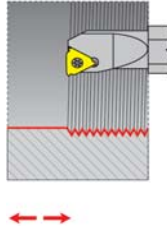


Toolholder for internal threading

Toolholder for external threading, screw locking, for insert with a step of 0.5÷3 mm or 8÷28 threads/1".



Final Code	A60620		A60625		Type	Dimensions					
	R €	L €	d coupling (mm)	L (mm)		L1 (mm)	h1 (mm)	D min (mm)	y (°)		
0012	---	◇			A1016 SIR K11	10-16	125	31	7	12	1,5
0022	---	◇			A1216 SIR K11	12-16	125	36	7	15	1,5
0032	---	◇			A1216 SIR M 16	12-16	150	36	7	16	1,5
0042	---	◇			A16 SIR P 16	16	170	34	7,5	19	1,5
0052	---	◇			A20 SIR P 16	20	170	34	9	24	1,5
0062	---	◇			A25 SIR R 16	25	180	34	11,5	29	1,5
0070	---	◇			SIR 2532 S 16	25-32	250	-	12,5	36	1,5
0012	---	◇	---	◇	A1016 SIL K11	10-16	125	31	7	12	1,5
0022	---	◇	---	◇	A1216 SIL K11	12-16	125	36	7	15	1,5
0032	---	◇	---	◇	A1216 SIL M 16	12-16	150	36	7	16	1,5
0042	---	◇	---	◇	A16 SIL P 16	16	170	34	7,5	19	1,5
0052	---	◇	---	◇	A20 SIL P 16	20	170	34	9	24	1,5
0062	---	◇	---	◇	A25 SIL R 16	25	180	34	11,5	29	1,5
0070	---	◇	---	◇	SIL 2532 S 16	25-32	250	-	12,5	36	1,5


Spare parts

Final Code	Type	Insert	Shim	Screw insert	Screw shim	Wrench shim	Screwdriver insert
0012	A1016 SIR K11	TN11NR	-	A559004020	-	-	N202350070
0022	A1216 SIR K11	TN16NR	A559202110	A559004030	A559103010	N200500250	N202350150
0032	A1216 SIR M 16			A559004010			
0042	A16 SIR P 16						
0052	A20 SIR P 16	TN16NL	A559202120	A559004030	A559103010	N200500250	N202350150
0062	A25 SIR R 16			A559004010			
0070	SIR 2532 S 16						
0012	A1016 SIL K11	TN11NL	-	A559004020	-	-	N202350070
0022	A1216 SIL K11	TN16NL	A559202120	A559004030	A559103010	N200500250	N202350150
0032	A1216 SIL M 16			A559004010			
0042	A16 SIL P 16						
0052	A20 SIL P 16						
0062	A25 SIL R 16						
0070	SIL 2532 S 16						

Inserts: see pages 412/413.

Insert in hard metal, with external threading

Insert in hard metal, with complete profile for right-hand and left-hand external threading, ISO 60°, for threading operations on all materials.



Code	€	Pz	Type	pitch (mm)		P	M	K	N	S	H	
A573200010	---	◇	10	TN16 ER 050 M U 9035	0,5	Vc m/min.	135-165	80-95	125-155	200-575	25-45	25-30
A573200015	---	◇	2	TN16 ER 075 M PK 25	0,75	Vc m/min.	100-150	60-90	90-125	-	-	-
A573200020	---	◇	10	TN16 ER 075 M U 9035	0,75	Vc m/min.	135-165	80-95	125-155	200-575	25-45	25-30
A573200023	---	◇	2	TN16 ER 075 M M 35	0,75	Vc m/min.	85-135	80-120	-	200-450	25-40	-
A573200025	---	◇	2	TN16 ER 100 M PK 25	1	Vc m/min.	100-150	60-90	90-125	-	-	-
A573200030	---	◇	10	TN16 ER 100 M U 9035	1	Vc m/min.	135-165	80-95	125-155	200-575	25-45	25-30
A573200033	---	◇	2	TN16 ER 100 M M 35	1	Vc m/min.	85-135	80-120	-	200-450	25-40	-
A573200035	---	◇	2	TN16 ER 125 M PK 25	1,25	Vc m/min.	100-150	60-90	90-125	-	-	-
A573200040	---	◇	10	TN16 ER 125 M U 9035	1,25	Vc m/min.	135-165	80-95	125-155	200-575	25-45	25-30

◆ Available from stock CDU

◇ Shipping from external warehouse

Next page ➡



← Previous page

Code	€	Pz.	Type	pitch (mm)		P	M	K	N	S	H	
A573200043	↗	◇	2	TN16 ER 125 M M 35	1,25	Vc m/min.	85-135	80-120	-	200-450	25-40	-
A573200045	↗	◇	2	TN16 ER 150 M PK 25	1,5	Vc m/min.	100-150	60-90	90-125	-	-	-
A573200050	↗	◇	10	TN16 ER 150 M U 9035	1,5	Vc m/min.	135-165	80-95	125-155	200-575	25-45	25-30
A573200053	↗	◇	2	TN16 ER 150 M M 35	1,5	Vc m/min.	85-135	80-120	-	200-450	25-40	-
A573200055	↗	◇	2	TN16 ER 175 M PK 25	1,75	Vc m/min.	100-150	60-90	90-125	-	-	-
A573200060	↗	◇	10	TN16 ER 175 M U 9035	1,75	Vc m/min.	135-165	80-95	125-155	200-575	25-45	25-30
A573200063	↗	◇	2	TN16 ER 175 M M 35	1,75	Vc m/min.	85-135	80-120	-	200-450	25-40	-
A573200065	↗	◇	2	TN16 ER 200 M PK 25	2	Vc m/min.	100-150	60-90	90-125	-	-	-
A573200070	↗	◇	10	TN16 ER 200 M U 9035	2	Vc m/min.	135-165	80-95	125-155	200-575	25-45	25-30
A573200083	↗	◇	2	TN16 ER 200 M M 35	2	Vc m/min.	85-135	80-120	-	200-450	25-40	-
A573200085	↗	◇	2	TN16 ER 250 M PK 25	2,5	Vc m/min.	100-150	60-90	90-125	-	-	-
A573200090	↗	◇	10	TN16 ER 250 M U 9035	2,5	Vc m/min.	135-165	80-95	125-155	200-575	25-45	25-30
A573200093	↗	◇	2	TN16 ER 250 M M 35	2,5	Vc m/min.	85-135	80-120	-	200-450	25-40	-
A573200095	↗	◇	2	TN16 ER 300 M PK 25	3	Vc m/min.	100-150	60-90	90-125	-	-	-
A573200100	↗	◇	10	TN16 ER 300 M U 9035	3	Vc m/min.	135-165	80-95	125-155	200-575	25-45	25-30
A573200103	↗	◇	2	TN16 ER 300 M M 35	3	Vc m/min.	85-135	80-120	-	200-450	25-40	-
A573200195	↗	◇	2	TN16 EL 100 M PK 25	1	Vc m/min.	100-150	60-90	90-125	-	-	-
A573200200	↗	◇	10	TN16 EL 100 M U 9035	1	Vc m/min.	135-165	80-95	125-155	200-575	25-45	25-30
A573200203	↗	◇	2	TN16 EL 100 M M 35	1	Vc m/min.	85-135	80-120	-	200-450	25-40	-
A573200205	↗	◇	2	TN16 EL 125 M PK 25	1,25	Vc m/min.	100-150	60-90	90-125	-	-	-
A573200210	↗	◇	10	TN16 EL 125 M U 9035	1,25	Vc m/min.	135-165	80-95	125-155	200-575	25-45	25-30
A573200213	↗	◇	2	TN16 EL 125 M M 35	1,25	Vc m/min.	85-135	80-120	-	200-450	25-40	-
A573200215	↗	◇	2	TN16 EL 150 M PK 25	1,5	Vc m/min.	100-150	60-90	90-125	-	-	-
A573200220	↗	◇	10	TN16 EL 150 M U 9035	1,5	Vc m/min.	135-165	80-95	125-155	200-575	25-45	25-30
A573200223	↗	◇	2	TN16 EL 150 M M 35	1,5	Vc m/min.	85-135	80-120	-	200-450	25-40	-
A573200225	↗	◇	2	TN16 EL 175 M PK 25	1,75	Vc m/min.	100-150	60-90	90-125	-	-	-
A573200230	↗	◇	10	TN16 EL 175 M U 9035	1,75	Vc m/min.	135-165	80-95	125-155	200-575	25-45	25-30
A573200233	↗	◇	2	TN16 EL 175 M M 35	1,75	Vc m/min.	85-135	80-120	-	200-450	25-40	-
A573200235	↗	◇	2	TN16 EL 200 M PK 25	2	Vc m/min.	100-150	60-90	90-125	-	-	-
A573200240	↗	◇	10	TN16 EL 200 M U 9035	2	Vc m/min.	135-165	80-95	125-155	200-575	25-45	25-30
A573200243	↗	◇	2	TN16 EL 200 M M 35	2	Vc m/min.	85-135	80-120	-	200-450	25-40	-
A573200245	↗	◇	2	TN16 EL 250 M PK 25	2,5	Vc m/min.	100-150	60-90	90-125	-	-	-
A573200250	↗	◇	10	TN16 EL 250 M U 9035	2,5	Vc m/min.	135-165	80-95	125-155	200-575	25-45	25-30
A573200253	↗	◇	2	TN16 EL 250 M M 35	2,5	Vc m/min.	85-135	80-120	-	200-450	25-40	-
A573200255	↗	◇	2	TN16 EL 300 M PK 25	3	Vc m/min.	100-150	60-90	90-125	-	-	-
A573200260	↗	◇	10	TN16 EL 300 M U 9035	3	Vc m/min.	135-165	80-95	125-155	200-575	25-45	25-30
A573200263	↗	◇	2	TN16 EL 300 M M 35	3	Vc m/min.	85-135	80-120	-	200-450	25-40	-

TKN Set of insert in hard metal, with external threading

Set of inserts in hard metal, with complete profile for right-hand and left-hand external threading, ISO 60°, for threading operations on all materials.



Code	€	Type	pitch (mm)		P	M	K	N	S	H	
A579690390	↗	◇	TN16 ER M PK 25	0,75x2-0,75x2-1x2-1,25x2-1,5x2-1,75x1-2x1	Vc m/min.	100-150	80-120	90-125	-	-	-
A579690395	↗	◇	TN16 EL M PK 25	0,75x2-0,75x2-1x2-1,25x2-1,5x2-1,75x1-2x1	Vc m/min.	100-150	80-120	90-125	-	-	-

TKN Insert in hard metal, with external threading

Insert in hard metal, with complete profile for right-hand and left-hand external threading, Whitworth 55°, for threading operations on all materials.



Code	€	Pz.	Type	thread/1"		P	M	K	N	S	H	
A573200270	↗	◇	10	TN16 ER 080 W U 9035	8	Vc m/min.	135-165	80-95	125-155	200-575	25-45	25-30
A573200280	↗	◇	10	TN16 ER 090 W U 9035	9	Vc m/min.	135-165	80-95	125-155	200-575	25-45	25-30
A573200290	↗	◇	10	TN16 ER 100 W U 9035	10	Vc m/min.	135-165	80-95	125-155	200-575	25-45	25-30
A573200300	↗	◇	10	TN16 ER 110 W U 9035	11	Vc m/min.	135-165	80-95	125-155	200-575	25-45	25-30
A573200310	↗	◇	10	TN16 ER 120 W U 9035	12	Vc m/min.	135-165	80-95	125-155	200-575	25-45	25-30
A573200320	↗	◇	10	TN16 ER 140 W U 9035	14	Vc m/min.	135-165	80-95	125-155	200-575	25-45	25-30
A573200330	↗	◇	10	TN16 ER 160 W U 9035	16	Vc m/min.	135-165	80-95	125-155	200-575	25-45	25-30
A573200340	↗	◇	10	TN16 ER 180 W U 9035	18	Vc m/min.	135-165	80-95	125-155	200-575	25-45	25-30
A573200350	↗	◇	10	TN16 ER 190 W U 9035	19	Vc m/min.	135-165	80-95	125-155	200-575	25-45	25-30
A573200360	↗	◇	10	TN16 ER 200 W U 9035	20	Vc m/min.	135-165	80-95	125-155	200-575	25-45	25-30
A573200370	↗	◇	10	TN16 ER 280 W U 9035	28	Vc m/min.	135-165	80-95	125-155	200-575	25-45	25-30

◆ Available from stock CDU

◇ Shipping from external warehouse