

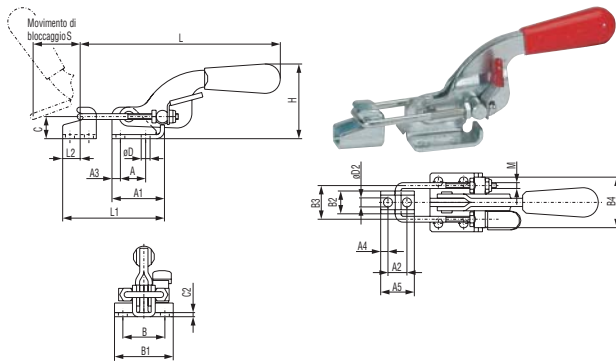


Locking equipment

Horizontal locking equipment with safety device, clamp and support.

Features: galvanized and passivated tools, with stainless steel rivets, PVC handgrip, oil resistant.

Use: in all fields requiring holding forces up to 7.000 N for fast locking of hinged covers or rested on fixed drums, and various containers.



Code	€	Retaining force (N)	Weight (Kg)	Regulation range (mm)	A (mm)	A1 (mm)	A2 (mm)	A3 (mm)	A4 (mm)	A5 (mm)	B (mm)	B1 (mm)	B2 (mm)	B3 (mm)	B4 (mm)	C (mm)	C2 (mm)	ø D (mm)	ø D2 (mm)	H (mm)	L (mm)	L1 max (mm)	L2 (mm)	M
C603260005	◆	1600	0,07	0-12	16	25,9	9,9	5,1	6,1	20,1	19,1	27,9	13,2	19,1	27,9	11,9	2	4,3	4,3	30,2	99,3	57,2	8,9	4
C603260010	◆	3200	0,25	0-20	19,1	39,6	14,2	6,4	5,6	25,4	31,8	44,2	17,3	25,4	38,1	16,8	3	6,9	6,9	50	153,9	77,5	12,7	5
C603260020	◆	8900	0,75	0-22	41,4	60,5	19,1	9,7	9,7	38,1	38,1	53,8	30,2	44,5	60,5	23,9	4,1	8,4	8,4	73,4	208,3	116,6	19,1	8

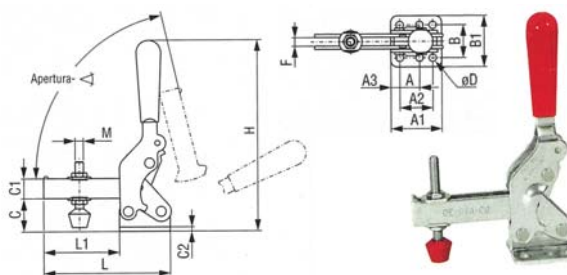


Clamping equipment with vertical lever

Clamping equipment with vertical lever, heavy clamping arm, vertical assembly base.

Features: galvanized and passivated tools, with stainless steel rivets, PVC handgrip, oil resistant.

Use: in all cases requiring holding forces up to 6,200 N for assembly, drilling, testing, glueing and welding masks.



Code	€	Retaining force (N)	Opening (°)	Pressure screw (MxL)	Weight (Kg)	A (mm)	A1 (mm)	A2 (mm)	A3 (mm)	B (mm)	B1 (mm)	C (mm)	C1 (mm)	C2 (mm)	ø D (mm)	F (mm)	H (mm)	L (mm)	L1 (mm)	M
C603270005	◆	2700	75	6x54	0,22	12,7	34,5	22,9	5,8	26,9	38,6	24,1	12,7	3	5,6	6,1	119,9	83,6	49	6
C603270010	◆	4500	80	8x63	0,54	19,1	49,3	31,8	8,6	31,8	49,3	31,8	19,1	4,1	7,1	8,4	182,1	112,4	73,2	8
C603270015	◆	6200	80	10x79	1,16	-	64,3	31,8	16,3	45,2	66,5	43,2	28,7	5,3	8,6	10,7	230,6	154,4	90,2	10

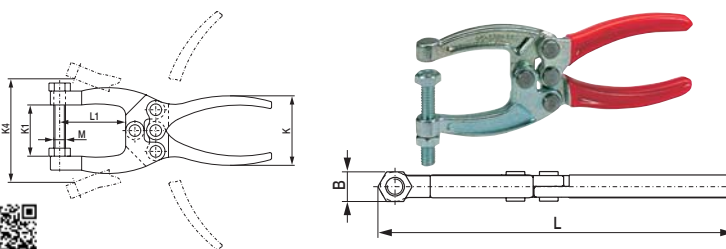


Collet chuck

Collet chuck, forged steel, galvanized components, stainless steel rivets.

From Item C603430015 equipped with quick release lever.

Use: in all fields requiring locking forces up to 5400 N.



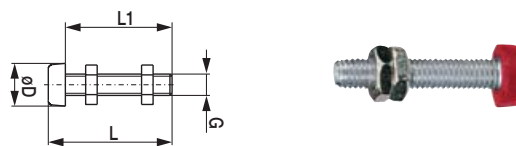
Code	€	Retaining force (N)	Weight (Kg)	B (mm)	K (mm)	K1 (mm)	K4 (mm)	L (mm)	L1 (mm)	M
C603430005	◆	900	0,2	16,8	48,5	25,4	52,6	117,6	27,4	6
C603430010	◆	1500	0,25	12,7	50,8	31,8	71,1	153,2	45	8
C603430015	◆	3200	0,6	17,5	71,4	44,5	106,2	215,9	69,1	10
C603430020	◆	5400	0,9	17,5	76,2	44,5	103,1	232,4	65	10



Pressure screw

Pressure screw with two thermally processed hex nuts, galvanized and passivated.

Contact area out of Neoprene vulcanized, hardness shore 85.



Code	€	G (M)	ø D (mm)	L (mm)	L1 (mm)
C603570005	◆	4	8	22	19,2
C603570010	◆	5	11	29	24